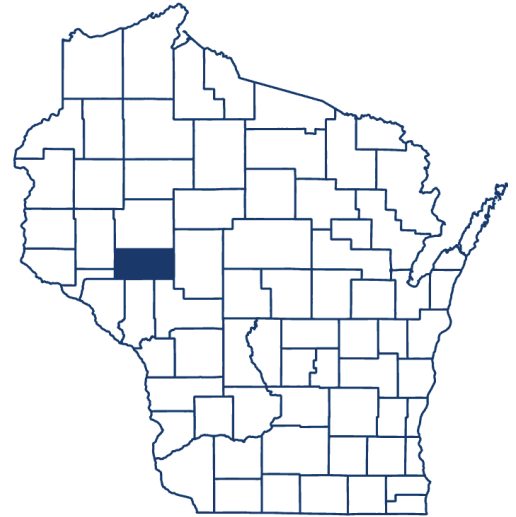


Eau Claire County

Economic Profile

DEMOGRAPHICS

County Population	2020	2023	2024	2030	2040	2050
Total Population	105,710	106,328	107,116	110,405	114,945	118,625
Percent Change	0.0%	0.6%	1.3%	3.0%	3.9%	3.1%
Male	51,911	52,772	53,059	54,180	56,475	58,305
Female	53,799	53,556	54,057	56,225	58,470	60,320
Minority	12,433	11,890	11,890	NA	NA	NA
Percent Minority	11.8%	11.2%	11.1%	(NA)	(NA)	(NA)
Age Distributions						
Under 5	5,898	5,440	5,497	5,835	6,385	6,265
5-9 years	6,178	5,547	5,628	5,935	6,205	6,240
10-14	6,263	6,576	6,298	6,230	6,250	6,855
15-19	8,426	8,444	8,426	9,075	8,840	9,260
20-24	10,823	12,107	12,345	11,710	11,820	11,890
25-34	14,394	13,898	14,069	13,415	14,725	14,630
35-44	12,618	13,074	13,403	13,695	12,950	14,245
45-54	10,830	11,089	11,005	12,375	13,650	12,945
55-59	6,300	5,867	5,578	5,015	6,535	6,365
60-64	6,086	6,652	6,689	5,180	5,360	6,765
65-75	10,513	10,460	10,699	11,080	9,325	10,910
75-84	5,026	5,192	5,233	8,205	8,885	7,475
85+	2,355	1,982	2,246	2,655	4,015	4,780



Source: U.S. Census Bureau (P1 and DP1), Wisconsin DOA 2025 Estimates.

Municipal Population	1980	1990	2000	2010	2020	2025	Percent Change				
							1980 - 1990	1990 - 2000	2000 - 2010	2010 - 2020	2020 - 2024
City of Altoona	6,698	6,706	8,293	9,835	34.1%	13.7%	0.1%	23.7%	18.6%	3.0%	11.1%
City of Augusta	1,460	1,550	1,567	1,533	-3.2%	-3.3%	6.2%	1.1%	-2.2%	-5.8%	-1.2%
City of Eau Claire*	59,794	63,950	67,238	71,641	10.6%	8.5%	7.0%	5.1%	6.5%	3.1%	2.0%
Village of Fairchild	564	550	451	446	-12.7%	11.9%	-2.5%	-18.0%	-1.1%	-4.6%	-0.9%
Village of Fall Creek	1,236	1,315	1,422	1,439	-5.9%	14.4%	6.4%	8.1%	1.2%	-3.2%	-1.0%
Village of Lake Hallie*	0	0	0	0	(NA)	(NA)	(NA)	(NA)	(NA)	-2.6%	0.1%

Source: 1980, 1990, 2000, 2010, and 2020 U.S. Census Bureau, Wisconsin DOA Estimates.

Per Capita Personal Income	2021	2022	2023	2024	Percent Change		
					2021-22	2022-23	2023-24
Eau Claire County	\$56,821	\$57,975	\$60,261	\$62,830	2.0%	2.2%	6.5%
Wisconsin	\$60,699	\$61,831	\$64,872	\$67,755	1.9%	4.9%	4.4%
United States	\$60,699	\$61,831	\$64,872	\$67,755	1.9%	4.9%	4.4%

Source: U.S. Dept. of Commerce, Bureau of Economic Analysis. *Note: Total income includes income from three sources: net earnings, dividends, interest and rent, and transfer receipts. Total personal income divided by the total population produces per capita personal income (PCPI).

HOUSING & ECONOMY

Eau Claire County Housing Metrics

2024 Housing Units	46,936
2024 Estimated Housing Units	48,447
Owner-Occupied Units	27,299
Renter-Occupied Units	17,427
Persons per Owner-Occupied Unit	2.5
Persons per Renter-Occupied Unit	2.0
Median Value of Housing	\$261,000
Median Monthly Gross Rent	\$1,064

Source: 2024 American Community Survey 5-Year Estimates, 2025 Wisconsin DOA Housing Estimates

Number of Building Permits

County Residential	2019	2023
Single Family	262	149
Total Units	453	1,145
Value	\$86,279,769	\$224,795,992

Source: U.S. Census Bureau Building Permit Survey, 2024

Consumer Expenditure (per household)

Commodity	Total
Tax and Retirement	\$22,811
Transportation	\$15,965
Shelter	\$15,641
Grocery	\$6,356
Health Care	\$6,295
Entertainment	\$5,560
Utilities	\$4,531
Food Away From Home	\$4,272
Contributions	\$3,101
Household Furnishings and Equipment	\$2,583
Education	\$2,210
Household Operations	\$1,806
Apparel	\$1,795
Miscellaneous Expenses	\$1,668
Personal Care	\$1,247
Alcoholic Beverages	\$594
Tobacco and Related	\$475
Total Expenditures	\$96,910

Source: Applied Geographic Solutions, 2024

Government Finances

	County	State
Full Equalized County Valuation (\$000)	\$14,594,603	\$907,414,717
Net Property Tax (\$000)	\$206,049	\$12,362,610
Full Value Tax Rate per \$1,000 Valuation	\$15.35	\$15.03
Per Capita Property Tax	\$1,858.46	\$2,064.13

Source: Town, Village, and City Taxes, Wisconsin Department of Revenue.

Civilian Labor Force

	2020	2025
Total Employed	57,950	60,873
Total Unemployed	54,592	59,091
Total Labor Force	3,358	1,782
County Average Unemployment Rate	5.8%	2.9%
Wisconsin Average Unemployment Rate	6.4%	3.2%
U.S. Average Unemployment Rate	8.1%	4.3%

Source: Wisconsin Department of Workforce Development

Representative Wage Rates

Position	2023 Hourly Rate	
	Mean	Median
Bartenders	\$12.17	\$10.64
Bookkeeping/Accounting/Auditing	\$23.53	\$23.08
Cashiers	\$14.76	\$14.58
Computer Programmers	\$36.83	\$31.06
Electricians	\$34.18	\$35.50
Healthcare Social Workers	\$32.52	\$31.45
Licensed Practical/Vocational Nurse	\$28.66	\$28.30
Machinery Maintenance Workers	\$31.57	\$31.07
Nursing Assistants	\$20.22	\$20.10
Office Clerk, General	\$20.71	\$20.71
Physical Therapists	\$46.93	\$47.37
Secretaries/Administrative Assistants	\$31.25	\$30.39
Tellers	\$20.33	\$21.26
Truck Drivers-Heavy/Tractor Trailer	\$26.12	\$24.80
Waiter and Waitresses	\$15.81	\$13.77
Welder/Cutter/Solderer/Brazer	\$25.97	\$26.27

Source: Bureau of Labor Statistics, 2024

Employment by Industry

Industry	Employees	% of Total
Agriculture, Forestry, Fishing, Hunting, Mining	943	1.7%
Construction	1,954	3.5%
Manufacturing	7,674	13.6%
Wholesale Trade	956	1.7%
Retail Trade	9,888	17.5%
Transportation and Warehousing, and Utilities	3,299	5.8%
Information	972	1.7%
Finance, Insurance, Real Estate, Rental and Leasing	3,691	6.5%
Services (Professional, Educational, Entertainment, Other)	25,400	44.9%
Public Administration	1,829	3.2%
Total Employment	56,606	100.0%

Source: 2024 American Community Survey 5-Year Estimates.

* Represents the total number of jobs provided by employers within the County and not the total number of employed individuals in the County.

Industry Employment Projections (West Central WI)

Industry	Estimated Employment*		
	2022	2032	% Change
Mining/Natural Resources	4,346	4,710	8.4%
Manufacturing	37,331	39,901	6.9%
Construction	8,800	10,035	14.0%
Trade, Transportation, and Utilities	43,355	47,310	9.1%
Information	1,208	1,075	-11.0%
Financial Activities (finance, insurance, real estate, rental and leasing)	7,507	8,543	13.8%
Professional and Business Services (professional, management, remediation)	15,034	16,906	12.5%
Education and Health Services (including State/Local Government)	48,084	52,353	8.9%
Leisure and Hospitality	19,920	22,684	13.9%
Other Services (except Government)	8,597	9,498	10.5%
Government	11,585	11,636	0.4%
Self-Employed and Unpaid Family Workers (all jobs)	15,663	17,572	12.2%
Total, All Nonfarm Industries	221,430	242,223	9.4%

Source: Office of Economic Advisors, Wisconsin Department of Workforce Development (Dec. 2024)

*Note: Employment is a count of jobs rather than people, and includes all part and full-time nonfarm jobs.

Industry Employment Projections

Employer	Industry Type	Employees
Menard Inc	Home Centers	10,000+
University of Wisconsin-Eau Claire	Schools-Universities & Colleges Academic	1,000-4,999
Menard Inc	Distribution Services	1,000-4,999
Mayo Clinic Health System-Eau Claire	Hospitals	1,000-4,999
Midwest Manufacturing	Building Materials-Manufacturers	1,000-4,999
United Healthcare	Insurance	500-999
Nestle USA	Food Products & Manufacturers	500-999
Hutchinson Technology Inc	Electro Mechanical Systems (manufacturers)	500-999
City of Eau Claire	City Government-Executive Offices	500-999
Cascades Tissue Group	Paper-Manufacturers	250-499
Eau Claire Press Co	Periodicals-Publishing & Printing (manufacturers)	250-499
L E Phillips Career Development Center	Packing & Crating Service	250-499
Festival Foods	Grocers-Retail	250-499
IDEXX Laboratories Inc	In-Vitro/In-Vivo Diagnostic Sbstnc	250-499
Target	Department Stores	250-499
Precision Pipeline LLC	Pipe Line Contractors	250-499
Limo Cab	Taxicabs & Transportation Service	250-499
Hahn City LLC	Conference Centers	250-499
Midwest Manufacturing	Building Materials-Manufacturers	250-499
Ayres Associates Inc	Engineering	100-249
Bush Brothers & Co	Food Products & Manufacturers	100-249
Eau Claire Area School Dist	School Districts	100-249
Memorial High School	Schools	100-249
South Middle School	Schools	100-249
Township Fire Dept	Fire Departments	100-249

Source: Wisconsin Department of Workforce Development; Major Employers extracted from Data Axle

Recreational Highlights

Eau Claire County is home to the Beaver Creek Reserve, a 200+ acre environmental education and interpretative center that encompasses the Eau Claire Youth Camp, Wise Nature Center, and Hobbs Observatory. The Chippewa River Recreation Trail winds along the Chippewa River and connects with the Red Cedar State Trail to provide a scenic recreational trail system of approximately 80 miles that connects the communities of Menomonie, Durand, Eau Claire, Chippewa Falls, and Cornell. Eau Claire County also has seven wonderful county parks that offer beaches, fishing, camping, boating, and much more.

Located in the center of the City of Eau Claire on approximately 132 acres is Carson Park, which surrounds Half Moon Lake and features a sports stadium and athletic fields, lighted tennis courts, horseshoe courts, the Chippewa Valley Museum, and the Paul Bunyan Logging Camp and Interpretive Center. Nearby Carson Park is the Sonnetag Center, a community sports and recreation center, as well as the Hobbs Municipal Ice Center and Menard YMCA Tennis Center.

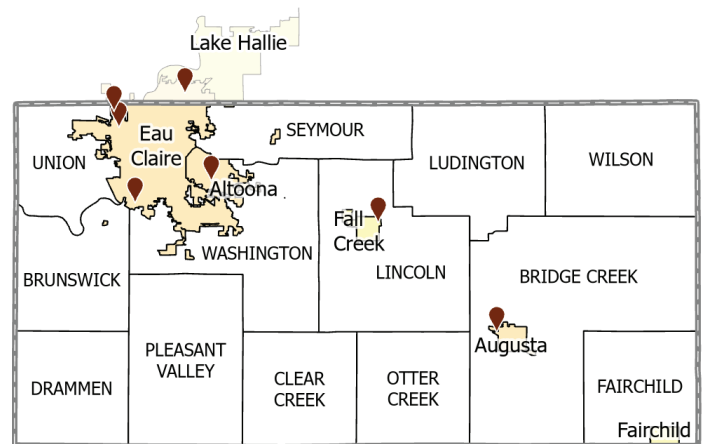
The City also operates the Fairfax Pool which provides a zero-depth outdoor swimming pool and 155 ft. water slide, as well as organizes many softball, volleyball, basketball, soccer, gymnastics and other recreation leagues. The Chippewa and Eau Claire Rivers provide some of the most beautiful rural and urban areas for the enjoyment of its residents and visitors.

For more information visit the Eau Claire County Parks & Forest website: https://eauclairecounty.gov/departments/parks_forest/

Source: Eau Claire County Outdoor Recreation Plan, 2016-2021.


Industrial and Business Parks/Sites

Park or Site Name	Location (Municipality)
Altoona Business Park	City of Altoona
Augusta Industrial Park	City of Augusta
Chippewa Valley Industrial Park	City of Eau Claire
Fall Creek Business Park	Village of Fall Creek
Gateway Northwest Business Park	City of Eau Claire
Gateway West Industrial Park	City of Eau Claire
Sky Park Industrial Center	City of Eau Claire



For more information, contact the Eau Claire County Economic Development Corporation website at eauclaire-wi.com or contact:

Luke Hanson, Executive Director
 Eau Claire County Economic Development Corporation
 715-471-6142
luke.hanson@eauclaire-wi.com



Community Facilities and Utilities

Highways	Eau Claire County is served by an extensive network of Interstate, U.S. and State Highways. I-94, USH 53 and access to STH 29 are 4-lane systems that provide access in every direction. In addition, USH 12, STH 37, STH 93, STH 312 and STH 124 provide a high quality secondary road network connecting local communities to the Eau Claire Urban Area. US Highway 53 along with State Highways 27, 37, and 93 run north-south throughout the County. US Highway 12 and State Highways 85 and 312 run east-west.
Rail Service	The Union Pacific Railroad serves Altoona, Augusta, Eau Claire, Fairchild and Fall Creek with a mainline connection between Minneapolis–St. Paul and Chicago.
Air Service	The Chippewa Valley Regional Airport on the north side of the City of Eau Claire is a scheduled commercial service facility meeting the following specifications: Elevation: 913 ft.; Runways: 8,100 ft. (concrete) and 5,000 ft. (concrete/asphalt); Lights: rotating Beacon (dusk to dawn), high, medium, and low-intensity runway lights; NavAids: ILS, FSS, REIL, NDS; and a navigational tower. United Airlines/SkyWest Airlines currently connects Eau Claire with O'Hare International Airport in Chicago with two daily flights. Seasonal flights can be available through Sun Country Airlines for winter vacationers.
Bus Service	Greyhound intercity bus lines connect Eau Claire to major cities along I-94. MegaBus provides additional service between the Twin Cities and Green Bay along the STH 29 corridor. The Eau Claire City Transit System operates 22 buses on fifteen core routes in the cities of Eau Claire and Altoona, as well as .
Educational Facilities	The University of Wisconsin-Eau Claire offers 200+ major undergraduate programs in arts and science, nursing, health and human sciences, and business, as well as a School of Graduate Studies. The Chippewa Valley Technical College provides numerous associate degrees, over 100 vocational educational programs, 17 certificates, and two campuses in Eau Claire. In addition, Eau Claire has Immanuel Lutheran College, a private Christian college, and the Professional Hair Design Academy, a vocational cosmetology and hairstyling school.